

# RINGSCAFF

Product Assortment

Modular Scaffold







# Modular scaffolding RINGSCAFF

The idea of modular scaffolding has been derived from scaffolds consisting of tubes and couplers. Here, however, hammer strokes have taken the place of screws, which saves a considerable amount of time.

However, time is not the only factor to be considered. The follow-up costs, the simplicity of the concept and easy assembly and dismantling are other important factors.

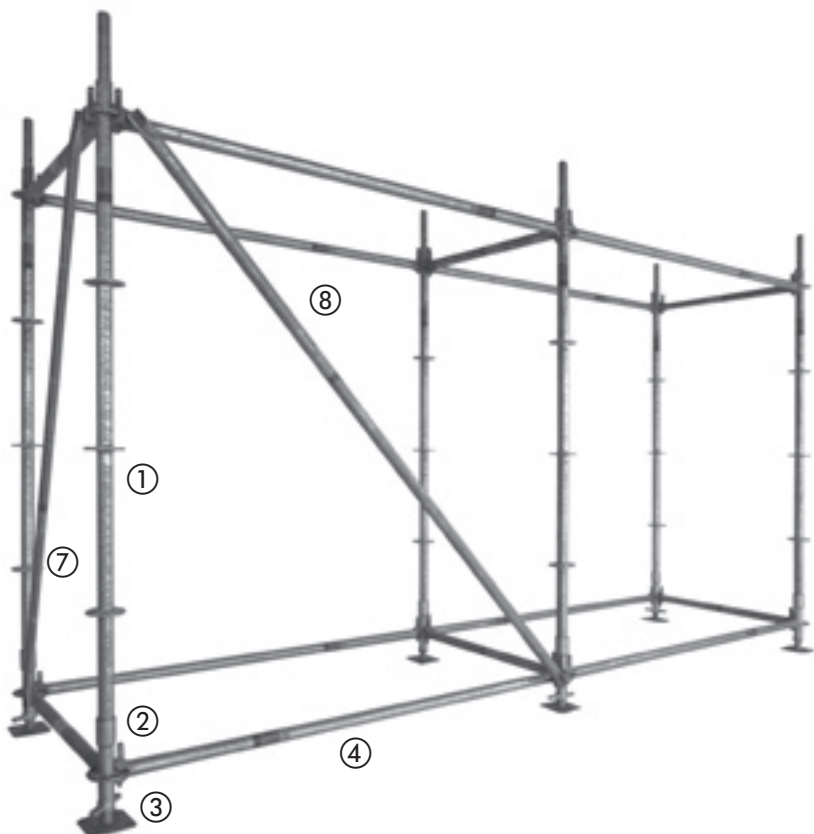



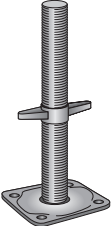


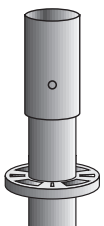



**Scafom-rux applies this system as a compatible supplement in various different dimensions.**







In metric linear dimensions with intervals of 50 cm between rings (1.00 m to 3.00 m) and compatible for use in similar scaffolding systems (1.09 m to 3.07 m).

## Few basic elements – a solid foundation

- ① Standard
- ② Base jack
- ③ Threaded base plate
- ④ Ledger
- ⑤ Reinforced ledger
- ⑥ Double ledger
- ⑦ Vertical diagonal
- ⑧ Horizontal diagonal
- ⑨ Intermediate ledger
- ⑩ Toe board
- ⑪ Steel plank




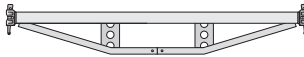


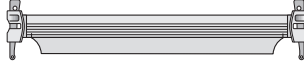










		↑ m	↔ m	↗ m	kg/1		ART	€/1
	<b>EN</b> <b>BASE JACK Ø 38 MM</b>			0.300	2.400	350	E02AA0003	
	DE GEWINDEFUßPLATTE Ø 38 MM			0.600	3.900	350	E02RS0005	
	FR SOCLE À VÉRIN			0.500	3.200	250	E02RS0014	
	ES PLACA BASE ROSCADA			1.000	4.700	200	E02RS0015	
	<b>EN</b> <b>BASE JACK</b>	0.780			4.800		E02RS0002	
	DE GEWINDEFUßPLATTE	0.600			4.000		E02RS0005	
	FR SOCLE À VÉRIN							<b>TDSnr.: PDS0001</b>
	ES PLACA BASE FIJA							
	<b>EN</b> <b>BASE JACK SWIVEL</b>	0.780			6.300		E02RS0008	
	DE GEWINDEFUßPLATTE, SCHWENKBAR							<b>TDSnr.: PDS0002</b>
	FR SOCLE À VÉRIN, ORIENTABLE							
	ES PLACA BASE GIRATORIA							
	<b>EN</b> <b>BASE COLLAR</b>	0.260			1.500	250	E04RS0002	
	DE STÄNDER-ANFANGSSTÜCK	0.430			2.500	250	E04RS0580	
	FR EMBASE							<b>TDSnr.: PDS0003</b>
	ES PIEZA INICIAL DE MONTANTE							
	<b>EN</b> <b>SAFETY GATE STANDARD</b>		2.000				E04RS0921	
	DE STÄNDER SICHERUNG							
	FR MONTANT GARDE-CORPS							
	ES MÁSTIL DE PASAMANOS							
	<b>EN</b> <b>STANDARD WITH SPIGOT</b>	0.500			3.000		E04RS0005	
	DE STÄNDER MIT ROHRVERBINDER	1.000			5.400		E04RS0030	
	FR MONTANT AVEC RACCORD DE TUBE	1.500			7.700		E04RS0055	
	ES MONTANTE CON EMPALME DE TUBO	2.000			10.000		E04RS0071	
		2.500			12.400		E04RS0225	
		3.000			14.800		E04RS0096	
		4.000			20.200		E04RS0107	
								<b>TDSnr.: PDS0004</b>
	<b>EN</b> <b>STANDARD WITHOUT SPIGOT</b>	0,500			2,400	300	E04RS0006	
	DE STÄNDER OHNE ROHRVERBINDER	1,000			4,800	150	E04RS1033	
	FR MONTANT SANS RACCORD DE TUBE	1,500			7,200	75	E04RS1034	
	ES VERTICAL SIN ESPIGA	2,000			9,600	75	E04RS1035	
		2,500			12,000	75	E04RS1036	
		3,000			14,400	75	E04RS1037	
		4,000			19,200	75	E04RS1038	

		↑ m	↔ m	↗ m	KG/1		ART	€/1
	<b>EN STANDARD WITH BOLTED TUBE CONNECTOR</b>			0.500	3.000		E04RS0007	
				1.000	5.400		E04RS0032	
	DE STÄNDER MIT VERSCHRAUBTEM ROHRVERBINDER			1.500	7.700		E04RS0057	
	FR MONTANT AVEC RACCORD DE TUBE VISSÉ			2.000	10.000		E04RS0073	
				3.000	14.800		E04RS0098	
	ES MONTANTE CON EMPALME ATORNIL-LABLE			4.000	19.300		E04RS0109	
			2.500	12.400		E04RS0227		
	<b>EN STANDARD WITHOUT TUBE CONNECTORS</b>			0.500	2.400		E04RS1032	
				1.000	4.800		E04RS1033	
	DE STÄNDER OHNE ROHRVERBINDER			1.500	7.200		E04RS1034	
	FR MONTANT SANS RACCORD DE TUBE			2.000	9.600		E04RS1035	
				2.500	12.000		E04RS1036	
	ES MONTANTE SIN EMPALME DE TUBO			3.000	14.400		E04RS1037	
				4.000	19.200		E04RS1038	
	<b>EN STANDARD COUPLER</b>						E04RS5100	
	DE STÄNDER SICHERUNG							
	FR SÉCURITÉ MONTANT							
	ES SOPORTE DE MONTANTE							
							<b>TDSnr.: PDS0022</b>	
	<b>EN TUBE CONNECTOR, SHORT</b>			0.240	0.700		E04RS0112	
	DE ROHRVERBINDER, KURZ							
	FR RACCORD DE TUBE, COURT							
	ES EMPALME DE TUBO, CORTO							
	<b>EN TUBE CONNECTOR, LONG</b>			0.520	1.700		E04RS0773	
	DE ROHRVERBINDER, LANG							
	FR RACCORD DE TUBE, LONG							
	ES EMPALME DE TUBO, LARGO							








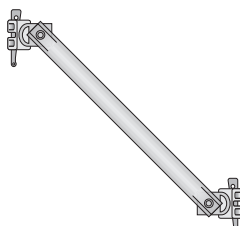


# RINGSCAFF

		↑ m	↔ m	↖ m	kg/1		ART	€/1
	<b>EN TUBE LEDGER</b>	0.750			3.600		E04RS0110	
	DE ROHRRIEGEL	1.500			5.800		E04RS0121	
	FR MOISE DE TUBE	2.000			7.600		E04RS0122	
	ES HORIZONTAL	2.500			9.500		E04RS0123	
		3.000			11.400		E04RS0124	
		1.065			4.100		E04RS0221	
		1.000			4.000		E04RS0324	
		0.670			3.500		E04RS0483	
		0.250			1.400		E04RS0504	
		0.500			2.200		E04RS0834	
	<b>EN TUBE LEDGER, REINFORCED</b>	1.090			5.900		E04RS0228	
	DE ROHRRIEGEL, VERSTÄRKT	1.500			7.700		E04RS0266	
	FR MOISE DE TUBE RENFORCÉE	1.000			5.400		E04RS0488	
	ES HORIZONTAL, REFORZADA	2.000			10.500		E04RS0584	
	<b>EN DOUBLE TUBE LEDGER</b>	1.500			9.600		E04RS0144	
	DE DOPPEL-ROHRRIEGEL	2.000			12.300		E04RS0145	
	FR MOISE DE TUBE DOUBLE	1.400			9.100		E04RS0231	
	ES HORIZONTAL, DOBLE	2.500			15.400		E04RS0268	
		3.000			18.000		E04RS0269	
	<b>EN DOUBLE LEDGER</b>	1.570			9.652		E04RS0232	
	DE DOPPEL-U-RIEGEL	2.070			12.726		E04RS0233	
	FR MOISE DE TUBE DOUBLE	2.570			15.800		E04RS0234	
	ES HORIZONTAL, DOBLE	3.070			18.874		E04RS0235	
	<b>EN U-SHAPED LEDGER</b>	0.730			3.400		E04RS0378	
	DE U-RIEGEL	0.450			1.900		E04RS0389	
	FR MOISE EN PROFIL U	0.350			1.700		E04RS0686	
	ES HORIZONTAL CON PERFIL EN U							
	<b>EN U-SHAPED LEDGER, REINFORCED</b>	1.090			6.200		E04RS0379	
	DE U-RIEGEL, VERSTÄRKT	1.400			7.900		E04RS0380	
	FR MOISE EN PROFIL U, RENFORCÉE	1.290			7.300		E04RS0388	
	ES HORIZONTAL CON PERFIL EN U, REFORZADA							

		↑ m	↔ m	↗ m	KG/1		ART	€/1
	<b>EN</b>	<b>DOUBLE LEDGER, U-SHAPED</b>						
	DE	DOPPEL-U-RIEGEL	1.570				E04RS0392	
	FR	MOISE DOUBLE EN PROFIL U	2.070				E04RS0395	
	ES	HORIZONTAL DOBLE CON PERFIL EN U	2.570				E04RS0397	
			3.070				E04RS0399	
	<b>EN</b>	<b>INTERMEDIATE LEDGER</b>						
	DE	ZWISCHENRIEGEL	1.570				E04RS0067	
	FR	MOISE DE PASSAGE	2.070				E04RS0202	
	ES	HORIZONTAL INTERMEDIA	2.570				E04RS0236	
			3.070				E04RS0237	
			1.065				E04RS0249	
			1.500				E04RS0250	
			2.000				E04RS0251	
			2.500				E04RS0252	
			3.000				E04RS0253	
			0.670				E04RS0482	
		1.000				E04RS0535		
	<b>EN</b>	<b>INTERMEDIATE LEDGER WITH EXTENSION</b>						
	DE	ZWISCHENRIEGEL MIT VERLÄNGERUNG	1.500				E04RS0353	
	FR	MOISE DE PASSAGE AVEC RALLONGEMENT						
	ES	HORIZONTAL INTERMEDIA CON PROLONGACIÓN						
	<b>EN</b>	<b>LEDGER TO DECK LEDGER</b>						
	DE	DURCHSTIEGSRIEGEL COMBI FÜR ROHRAUFLAGE	0.300				E04RS0371	
	FR	MOISE DE PASSAGE COMBI AVEC CROCHET	0.620				E04RS0372	
	ES	HORIZONTAL DE TRAMPILLA COMBI PARA APOYO DE TUBOS						
	<b>EN</b>	<b>LEDGER TO DECK LEDGER</b>						
	DE	DURCHSTIEGSRIEGEL COMBI FÜR ROHRAUFLAGE	0.330				E04RS0363	
	FR	MOISE DE PASSAGE COMBI AVEC CROCHET	0.650				E04RS0364	
	ES	HORIZONTAL DE TRAMPILLA COMBI PARA APOYO DE TUBOS						
	<b>EN</b>	<b>HATCH TRANSOM FOR U PROFILES</b>						
	DE	DURCHSTIEGSRIEGEL FÜR U-AUFLAGE	0.320				E04RS0547	
	FR		0.640			50	E04RS0548	
	ES					50		
<b>Hatch transom COMBI for U profiles</b>								
	<b>EN</b>	<b>HATCH TRANSOM COMBI FOR U PROFILES</b>						
	DE	DURCHSTIEGSRIEGEL COMBI FÜR U-AUFLAGE	0.320				E04RS0544	
	FR		0.640				E04RS0545	
	ES							

# RINGSCAFF


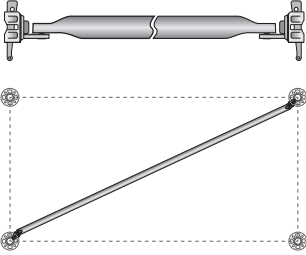
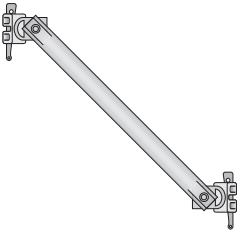
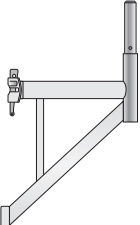
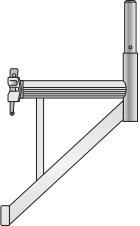
		↑ m	↔ m	↖ m	kg/1		ART	€/1
	<b>EN SUPPORT LEDGER, SHORT</b> DE KONSOLRIEGEL, KURZ FR MOSE DE CONSOLE, COURTE ES BARRA DE CONSOLA, CORTA	0.230					E04RS5109	
	<b>EN SUPPORT LEDGER, LONG</b> DE KONSOLRIEGEL, LANG FR MOISE DE CONSOLE, LONGUE ES BARRA DE CONSOLA, LARGA	0.360					E04RS5108	
	<b>EN HORIZONTAL LEDGER</b> DE HORIZONTAL-RIEGEL FR MOISE HORIZONTALE ES BARRA HORIZONTAL	1.400 1.500 2.000 1.100 2.500	1.400 1.500 2.000 1.100 2.500		6.200 6.600 8.500 5.000 10.500		E04RS0854 E04RS0860 E04RS0865 E04RS0899 E04RS0946	
	<b>EN INTERMEDIATE TRANSOM</b> DE ZWISCHENRIEGEL FR MOISE DE PASSAGE ES HORIZONTAL INTERMEDIA	0.730 1.090 1.400			3.600 5.300 6.400		E04RS0020 E04RS0039 E04RS0053	
	<b>EN LEDGER</b> DE RIEGEL FR MOISE DE TUBE ES HORIZONTAL	0.730 1.090 1.400 1.570 2.070 2.570 3.070 0.390			3.000 5.300 5.500 6.100 7.900 9.600 11.400 1.900		E04RS0011 E04RS0033 E04RS0047 E04RS0058 E04RS0074 E04RS0086 E04RS0099 E04RS0505	
	<b>EN LEDGER REINFORCED T PROFILE</b> DE ROHRIEGEL, VERSTÄRKT FR MOISE DE TUBE RENFORCÉE ES HORIZONTAL REFORZADA PERFIL EN T	1.088 1.400			6.490 9.130		E04RS0651 E04RS0653	
	<b>EN DIAGONAL FACE BRACE</b> DE DIAGONALE FR DIAGONALE ES DIAGONAL	0.730 1.090 1.400 1.570 2.070 2.570 3.070	2.000 2.000 2.000 2.000 2.000 2.000		7.200 7.500 7.900 8.100 9.000 10.000 11.000		E04RS0017 E04RS0038 E04RS0051 E04RS0065 E04RS0077 E04RS0092 E04RS0102	

TDSnr.: PDS0007

TDSnr.: PDS0005


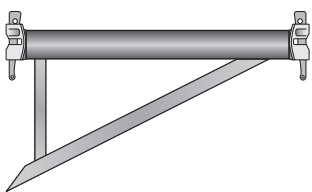
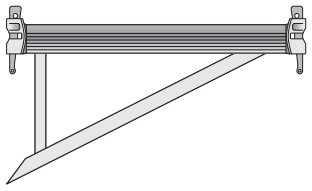

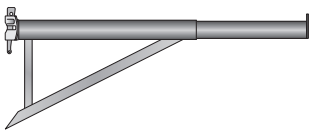
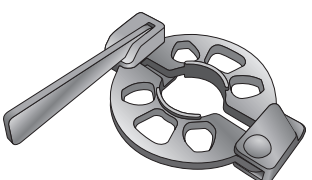



TDSnr.: PDS0017






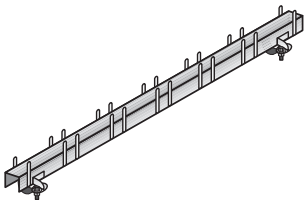

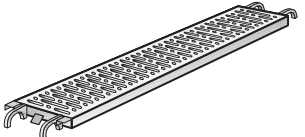


		↑ m	↔ m	↖ m	KG/1		ART	€/1
	<b>EN HORIZONTAL DIAGONAL BRACE</b>	1.400	1.100		6.100		E04RS0851	
	DE HORIZONTAL-DIAGONALE	1.500	1.000		6.200		E04RS0857	
	FR DIAGONALE HORIZONTALE	1.500	1.400		6.900		E04RS0859	
	ES HORIZONTAL-DIAGONAL	2.000	1.000		7.400		E04RS0861	
		2.000	1.100		7.500		E04RS0862	
		2.000	1.400		8.000		E04RS0863	
		2.000	1.500		8.100		E04RS0864	
		1.500	1.100		6.400		E04RS0901	
		2.500	1.000		8.600		E04RS0970	
		3.000	1.000		9.900		E04RS0971	
	<b>EN DIAGONAL BRACE</b>	1.500		2.000	8.000		E04RS0131	
	DE DIAGONALE	2.500		2.000	9.900		E04RS0133	
	FR DIAGONALE	2.000		2.000	8.900		E04RS0134	
	ES DIAGONAL	3.000		2.000	11.000		E04RS0135	
		0.750		2.000	7.300		E04RS0213	
		1.060		2.000	7.500		E04RS0220	
		2.000		1.500	8.000		E04RS0276	
		1.000		2.000	7.500		E04RS0281	
		2.500		1.000	8.000		E04RS0285	
		2.000		1.000	6.900		E04RS0286	
		1.500		1.000	5.700		E04RS0287	
		3.000		1.000	9.600		E04RS0315	
		3.000		1.500	10.300		E04RS0316	
		1.400		1.500	7.200		E04RS0320	
		2.500		1.500	9.300		E04RS0322	
		1.500		1.500	7.500		E04RS0323	
		1.090		1.000	4.900		E04RS0328	
		1.400		1.000	5.500		E04RS0329	
		1.570		1.000	5.900		E04RS0330	
		2.070		1.000	7.100		E04RS0331	
	2.570		1.000	8.200		E04RS0332		
	3.070		1.000	9.800		E04RS0333		
	1.090		1.500	6.800		E04RS0334		
	1.570		1.500	7.600		E04RS0335		
	2.070		1.500	8.200		E04RS0336		
	2.570		1.500	9.600		E04RS0337		
	3.070		1.500	10.500		E04RS0338		
	0.670		2.000	7.200		E04RS0486		
	<b>EN BRACKET (TUBE)</b>		0.730		6.800		E04RS0018	
	DE STAHL-KONSOLE, FÜR ROHRAUFLAGE		1.090		11.500		E04RS0270	
	FR CONSOLE EN ACIER		0.390		3.800		E04RS0543	
	ES CONSOLA DE ACERO							
	<b>EN STEEL PLANK BRACKET</b>		0.750		6.600		E04RS0015	
	DE STAHL-KONSOLE		0.730		6.800		E04RS0417	
	FR CONSOLE EN ACIER		0.390		3.800		E04RS0449	
	ES CONSOLA DE ACERO		0.670		5.800		E04RS0485	

TDSnr.: PDS0035




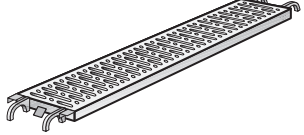
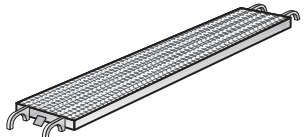
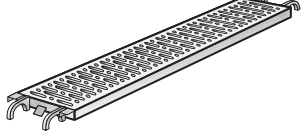

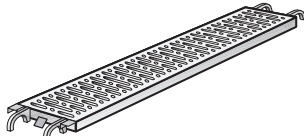
# RINGSCAFF

		↑ m	↔ m	↖ m	kg/1		ART	€/1
	<b>EN STEEL PLANK BRACKET, 2 LEDGER ENDS</b>		0.500		5.000		E04RS5105	
	DE STAHL-KONSOLE MIT 2 KEILKÖPFEN		0.670		5.600		E04RS5106	
	FR CONSOLE EN ACIER AVEC 2 TÊTES À CLAVETTE		0.740		6.000		E04RS5107	
	ES CONSOLA DE ACERO, 2 CABEZAS							
	<b>EN STEEL PLANK BRACKET, 2 LEDGER ENDS</b>		0.730		5.700		E04RS0527	
	DE STAHL-KONSOLE MIT 2 KEILKÖPFEN							
	FR CONSOLE EN ACIER AVEC 2 TÊTES À CLAVETTE							
	ES CONSOLA DE ACERO, 2 CABEZAS							
	<b>EN STEEL CONSOLE WITH 3 WEDGE HEADS</b>		1.000		12.000		E04RS0662	
	DE STAHL-KONSOLE MIT 3 KEILKÖPFEN							
	FR CONSOLE EN ACIER AVEC 3 TÊTES À CLAVETTE							
	ES CONSOLA DE ACERO CON 3 CABEZAS							
	<b>EN TELESCOPIC BRACKET</b>						E04RS0605	
	DE TELE-KONSOLE							
	FR CONSOLE TÉLESCOPIQUE							
	ES CONSOLA TELESCÓPICA							
	<b>EN ROSET WEDGE COUPLER</b>				1.200		E04RS0224	
	DE LOCHSCHEIBE MIT SCHRAUBVERBINDUNG							<b>TDSnr.: PDS0224</b>
	FR GRILLE, CLAVETAGE							
	ES DISCO PERFORADO, UNIÓN DE CUÑA							
	<b>EN TWIN LEDGER END COUPLER</b>				1.000		E04RS0617	
	DE KEILKOPFKUPPLUNG, DOPPELT							
	FR TÊTE À CLAVETTE DOUBLE							
	ES GRAPA DE CABEZA, DOBLE							
	<b>EN WEDGE HEAD WITH HALF COUPLER, RIGID</b>				1.200		E04RS5101	
	DE KEILKOPF MIT HALBKUPPLUNG, STARR				1.200		E04RS5102	
	FR TÊTE À CLAVETTE AVEC DEMI-COLLIER, FIXE							<b>TDSnr.: PDS0021</b>
	ES CABEZA CON SEMI GRAPA, RÍGIDA							
	<b>EN WEDGE HEAD WITH HALF-COUPLER, SWIVABLE</b>				1.200		E04RS5103	
	DE KEILKOPF MIT HALBKUPPLUNG, DREHBAR				1.200		E04RS5104	
	FR TÊTE À CLAVETTE AVEC DEMI-COLLIER, ROTATIVE							<b>TDSnr.: PDS0020</b>
	ES CABEZA CON SEMI GRAPA, GIRATORIA							


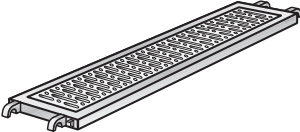
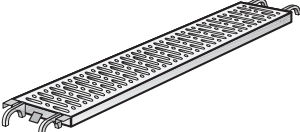
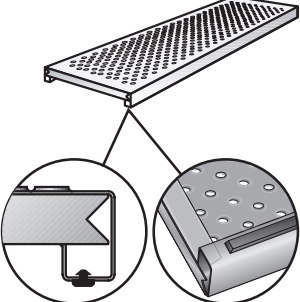
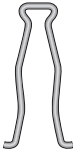


		↑ m	↔ m	↖ m	KG/1		ART	€/1
	<b>EN LATTICE GIRDER COUPLER</b> DE GITTERTRÄGER-KUPPLUNG FR RACCORD POUTRE EN TREILLIS ES GRAPA PARA VIGA DE CELOSÍA				1.600		E04RS0559	
	<b>EN SPIGOT CLAMP</b> DE ROHRVERBINDER MIT HALBKUPPLUNG FR RACCORD DE TUBE AVEC SEMI-COLLIER ES EMPALME DE TUBO CON SEMIGRAPA				1.250		E04RS0003 TDSnr.: PDS0018	
	<b>EN GUARDRAIL HOLDER, METRIC</b> DE GELÄNDERHALTER, METRISCH FR ES	SW19 SW22					01926 01937	
	<b>EN GUARDRAIL HOLDER, TELESCOPIC</b> DE GELÄNDERHALTER, TELE FR ES	SW19 SW22					01935 01936	
	<b>EN SUPPORT RAIL</b> DE AUFLAGESCHIENE FR TRAVERSE PORTE-PLANCHER ES RIEL DE APOYO			0.650 1.000 1.500 2.000 2.500 0.350	3.700 4.400 6.000 7.600 9.400 2.700	50 50 50 50 50 50	E04SR0028 E04SR0029 E04SR0030 E04SR0031 E04SR0032 E04SR0176	
	<b>EN COMPENSATION PLATE 0.14 M</b> DE AUSGLEICHSBELAG 0,14 M FR PLANCHER DE COMPENSATION 0,14 M ES TABLA DE SUPLEMENTO 0,14 M	2.000 2.500 3.000 1.065 1.500	0.140 0.140 0.140 0.140 0.140		12.000 14.800 17.600 6.500 8.900		E04PF0006 E04PF0007 E04PF0008 E04PF0015 E04PF0016	
	<b>EN DECK (TUBE)</b> DE STAHLBELAG FÜR ROHRAUFLAGE FR PLANCHER DE COMPENSATION 0,19 M ES PLATAFORMA DE ACERO	0.730 1.090 1.400 1.400 1.570 2.070 2.570 3.070	0.190 0.190 0.190 0.190 0.190 0.190 0.190 0.190		4.800 7.200 9.200 9.200 10.300 13.600 16.900 20.200		E04RS0419 E04RS0420 E04RS0421 E04RS0421 E04RS0422 E04RS0423 E04RS0424 E04RS0425	

TDSnr.: PDS0030


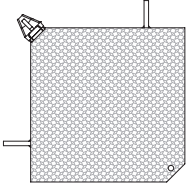
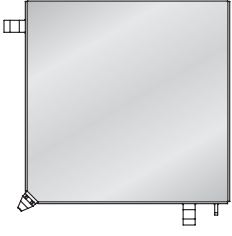
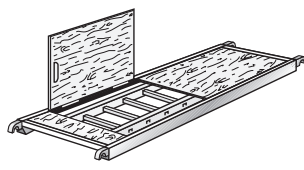

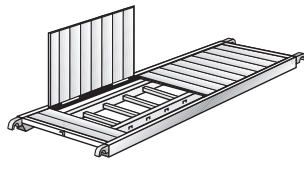
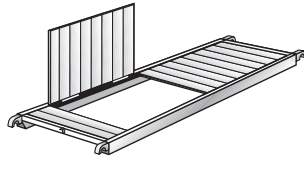
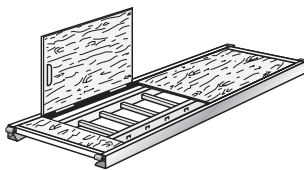
# RINGSCAFF


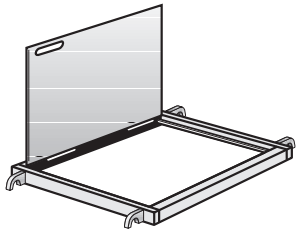
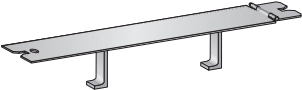




		↑ m	↔ m	↗ m	kg/1		ART	€/1
	<b>EN COMPENSATION DECK 0,19 M TUBE MODEL T</b>	0.732	0.190				E04RS0908	
		1.088	0.190				E04RS0909	
	DE STAHL-AUSGLEICHBOHLE 0,19 M	1.400	0.190				E04RS0910	
	FR PLANCHER DE COMPENSATION 0,19 M	1.572	0.190				E04RS0911	
	ES PLATAFORMA DE ACERO MODELO T	2.072	0.190				E04RS0912	
		2.572	0.190				E04RS0913	
		3.072	0.190				E04RS0914	
	<b>EN COMPENSATION DECK 0,19 M</b>	0,730	0.190		4,100	60/45	E04RS0608	
	DE AUSGLEICHSBELAG 0.19 M	1,090	0.190		5,600	60/45	E04RS0609	
	FR PLANCHER DE COMPENSATION 0,19 M	1,570	0.190		8,200	60/45	E04RS0611	
	ES PLATAFORMA DE ACERO 0,23 M	2,070	0.190		10,200	60/45	E04RS0612	
		2,570	0.190		13,200	60/45	E04RS0613	
		3,070	0.190		15,300	60/45	E04RS0614	
<b>TDSnr.: PDS0037</b>								
	<b>EN COMPENSATION DECK 0.23 M</b>	1,000	0,230		5,500	52	01699	
	DE AUSGLEICHSBELAG 0,23 M	1,500	0,230		10,200	52	01700	
	FR PLANCHER DE COMPENSATION 0,23 M	2,000	0,230		13,200	52	01701	
	ES PLATAFORMA DE ACERO 0,23 M	2,500	0,230		16,900	52	01702	
		3,000	0,230		19,000	52	01703	
	<b>EN ALUMINIUM PLANK 0.29 M</b>	1,500	0,290		9,600	60	04530	
	DE ALUMINIUMBELAG 0,29 M	2,000	0,290		11,400	60	04531	
	FR	2,500	0,290		13,600	60	04532	
	ES	3,000	0,290		15,800	60	04533	
	<b>EN STEEL PLANK 0.29 M</b>	0,670	0,290		4,900	52	01677	
	DE STAHLBELAG 0,29 M	1,000	0,290		8,400	52	01693	
	FR PLANCHER ACIER 0,29 M	1,500	0,290		11,800	52	01694	
	ES PLATAFORMA DE ACERO 0,29 M	2,000	0,290		15,800	52	01695	
		2,500	0,290		18,800	52	01696	
		3,000	0,290		22,000	52	01697	
	<b>EN DECK 0,32 M TUBE MODEL T</b>	2.572	0.317				E04RS0876	
	DE STAHLBELAG 0,32 M FÜR ROHRAUFLAGE, T-MODEL	2.072	0.317				E04RS0878	
		3.072	0.317				E04RS0879	
	FR PLANCHER ACIER 0,32 M	0.732	0.317				E04RS0883	
	ES PLATAFORMA DE ACERO 0,32 M	1.400	0.317				E04RS0885	
		1.572	0.317				E04RS0886	
	<b>EN DECK (TUBE)</b>	0.730	0.320		8.000		E04RS0021	
	DE STAHLBELAG FÜR ROHRAUFLAGE	1.090	0.320		10.400		E04RS0040	
	FR PLANCHER DE COMPENSATION	1.570	0.320		13.600		E04RS0063	
	ES PLATAFORMA DE ACERO	2.070	0.320		17.200		E04RS0075	
		2.570	0.320		20.500		E04RS0090	
		3.070	0.320		23.800		E04RS0100	
		1.400	0.320		12.200		E04RS0273	
		1.400	0.320		12.200		E04RS0273	
<b>TDSnr.: PDS0029</b>								









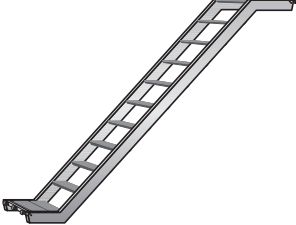

		↑ m	↔ m	↖ m	KG/1		ART	€/1
	<b>EN STEEL PLANK 0.32 M</b>	1.065	0.320		10.200		E04PF0001	
	DE STAHLBELAG 0,32 M	1.500	0.320		13.000		E04PF0002	
	FR PLANCHER ACIER 0,32 M	2.000	0.320		16.600		E04PF0003	
	ES PLATAFORMA DE ACERO 0,32 M	2.500	0.320		19.900		E04PF0004	
		3.000	0.320		23.300		E04PF0005	
		0.750	0.320		8.000		E04PF0009	
		1.000	0.320		10.200		E04PF0017	
		1.090	0.320		9.100		E04RS0884	
		1.090	0.320		9.700		E04RS0887	
		2.070	0.320		15.600		E04RS0888	
		0.730	0.320		5.900		E04RS0941	
		1.570	0.320		11.300		E04RS0942	
		2.570	0.320		18.700		E04RS0943	
		3.070	0.320		21.500		E04RS0944	
		<b>EN DECK 0,32 M (TUBE-CLINCHED)</b>	0.730	0.320		6.600		E04RS1052
DE STAHLBELAG 0,32 M, CLINCHED		1.090	0.320		8.500		E04RS1053	
FR PLANCHER 0,32 M (ANTI SOULEVEMENT)		1.400	0.320		10.500		E04RS1054	
ES PLATAFORMA DE ACERO		1.570	0.320		11.500		E04RS1055	
		2.070	0.320		14.500		E04RS1056	
		2.570	0.320		17.200		E04RS1057	
		3.070	0.320		20.200		E04RS1058	
	<b>EN STEEL PLANK, NON-SYSTEM</b>	1,000	0,190		6,700	80	05622	
	DE STAHLBOHLE SYSTEMFREI	1,500	0,190		9,100	80	05623	
	FR	2,000	0,190		11,900	80	05624	
	ES	2,500	0,190		13,600	80	05625	
		3,000	0,190		16,300	80	05636	
		1,000	0,260		6,700	80	05608	
		1,500	0,260		9,100	80	05609	
		2,000	0,260		11,400	80	05610	
		2,500	0,260		13,600	80	05611	
		3,000	0,260		18,200	80	05606	
		1,000	0,300		6,900	80	05612	
		1,500	0,300		9,300	80	05613	
		2,000	0,300		11,700	80	05614	
		2,500	0,300		14,100	80	05617	
		3,000	0,300		16,300	80	05628	
	<b>EN LOCKING SPRING FOR NON-SYSTEM STEEL PLANKS</b>	0,060	0,010		0,010		05607	
DE SICHERUNGSFEDER FÜR SYSTEMFREIE STAHLBOHLE								
FR								
ES								
	<b>EN COVER PLATE, FLAT</b>	0,850	0,450	0,002	4,900		08134	
	DE ABDECKBLECH, FLACH	1,350	0,450	0,002	7,900		08132	
	FR							
ES								
	<b>EN COVER PLATE, ANGLED</b>	0,880	0,362	0,002	4,400		08135	
	DE ABDECKBLECH, GEWINKELT	1,380	0,361	0,002	6,800		08130	
	FR							
ES								

# RINGSCAFF



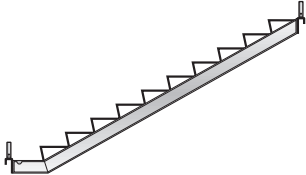
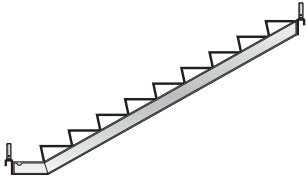



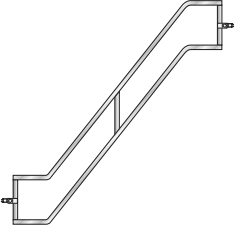
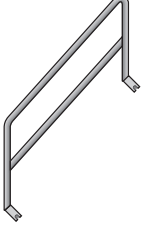
		↑ m	↔ m	↗ m	kg/1		ART	€/1
	<b>EN CORNER INFILL (TUBE)</b> DE ECKPLATTE FR PASSERELLE ANGLE (TUBE) ES PANEL DE ESQUINA (TUBO)	0.390			6.500		E04RS0690	
	<b>EN CORNER INFILL (TUBE)</b> DE ECKPLATTE FR PASSERELLE ANGLE (TUBE) ES PANEL DE ESQUINA (TUBO)	0.730			20.000		E04RS0687	
	<b>EN DECK + LADDER ALU/PLYWOOD (TUBE)</b>	2.570	0.610		21.000		E04RS0465	
	DE ALU-LEITERGANGSRAHMEN MIT INTEGRIERTER LEITER	3.070	0.610		24.500		E04RS0466	
	FR PLANCHER À TRAPPE EN ALUMINIUM-AVEC ÉCHELLE INTÉGRÉE ES TRAMPILLA DE ALUMINIO CON ESCALERA INTEGRADA	2.070	0.610		26.600		E04RS0896	
							<b>TDSnr.: PDS0049</b>	
	<b>EN ALUMINIUM LADDER FRAME WITH INTEGRATED LADDER</b>	2.500	0.590		21.000		E04RS0489	
	DE ALU-LEITERGANGSRAHMEN MIT INTEGRIERTER LEITER	3.000	0.590		24.500		E04RS0490	
	FR PLANCHER À TRAPPE EN ALUMINIUM-AVEC ÉCHELLE INTÉGRÉE ES TRAMPILLA DE ALUMINIO CON ESCALERA INTEGRADA							
	<b>EN ALUMINIUM LADDER FRAME WITH INTEGRATED LADDER</b>	2.500	0.590		21.000	10	05124	
	DE ALU-LEITERGANGSRAHMEN MIT INTEGRIERTER LEITER	3.000	0.590		24.500	10	05125	
	FR PLANCHER À TRAPPE EN ALUMINIUM-AVEC ÉCHELLE INTÉGRÉE ES TRAMPILLA DE ALUMINIO CON ESCALERA INTEGRADA							
	<b>EN ALUMINIUM LADDER FRAME WITHOUT INTEGRATED LADDER</b>	2.000	0.590		15.000	10	05123	
	DE ALU-LEITERGANGSRAHMEN OHNE INTEGRIERTER LEITER							
	FR ES							
	<b>EN ALUMINIUM LADDER FRAME WITH INTEGRATED LADDER</b>	2.570	0.610		21.000		E04RS0467	
	DE ALU-LEITERGANGSRAHMEN MIT INTEGRIERTER LEITER	3.070	0.610		24.500		E04RS0468	
	FR PLANCHER À TRAPPE EN ALUMINIUM-AVEC ÉCHELLE INTÉGRÉE ES TRAMPILLA DE ALUMINIO CON ESCALERA INTEGRADA							

		↑ m	↔ m	↗ m	KG/1		ART	€/1
	<b>EN STEEL LADDER FRAME WITHOUT LADDER</b> DE STAHL-LEITERGANGSRAHMEN OHNE LEITER FR ES	1.000	0.600		15.000	10	04827	
	<b>EN STEEL PLANK LOCK</b> DE SICHERUNG FÜR STAHLBELAG FR DISPOSITIF DE SÛRETÉ POUR PLANCHER ACIER ES FIADOR PARA PLATAFORMA DE ACERO	0.730 1.090 1.570 2.070 2.570 3.070			1.300 1.800 3.000 7.500 8.900 11.900		E04RS0594 E04RS0595 E04RS0597 E04RS0598 E04RS0599 E04RS0600	
	<b>EN TIMBER TOE BOARD</b> DE BORDBRETT, HOLZ FR PLINTHE EN BOIS ES RODAPIÉ, MADERA		1.065 1.500 2.000 2.500 3.000 0.670 1.000 0.750		3.800 5.300 7.000 8.600 10.100 2.700 3.900 2.700		E04RS0254 E04RS0255 E04RS0256 E04RS0257 E04RS0258 E04RS0487 E04RS0503 E04RS0517	
								<b>TDSnr.: PDS0047</b>
	<b>EN TOE BOARD WOOD</b> DE HOLZ-BORDBRETT FR PLINTHE EN BOIS ES RODAPIÉ, MADERA		0.730 1.090 1.400 1.570 2.070 2.570 3.070		2.800 3.900 4.900 5.500 7.200 8.800 10.300		E04RS0016 E04RS0037 E04RS0054 E04RS0064 E04RS0076 E04RS0091 E04RS0101	
								<b>TDSnr.: PDS0047</b>
	<b>EN STEEL TOE BOARD</b> DE BORDBRETT, STAHL FR PLINTHE EN ACIER ES RODAPIÉ, ACERO		1.065 1.500 2.000 2.500 3.000 0.670 1.000		3.500 4.800 6.500 8.100 9.400 2.500 3.400		E04RS0644 E04RS0645 E04RS0646 E04RS0647 E04RS0648 E04RS0660 E04RS0661	
	<b>EN TOE BOARD STEEL STOCKABLE</b> DE STAHL-BORDBRETT FR PLINTHE EN ACIER ES RODAPIÉ, ACERO		0.730 1.090 1.570 2.070 2.570 3.070		2.400 3.400 4.700 6.100 7.500 8.700		E04RS0631 E04RS0632 E04RS0634 E04RS0635 E04RS0636 E04RS0637	
								<b>TDSnr.: PDS0046</b>



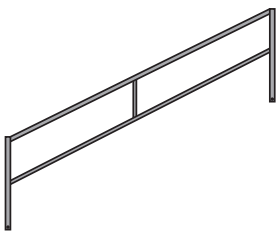
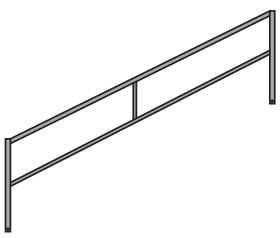



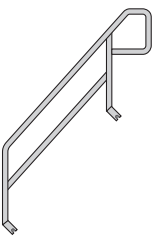
# RINGSCAFF


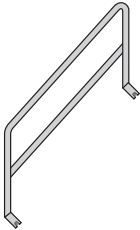
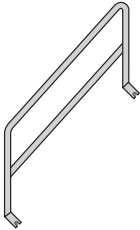

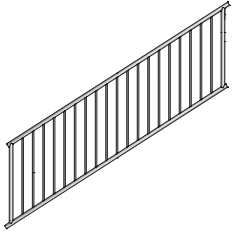
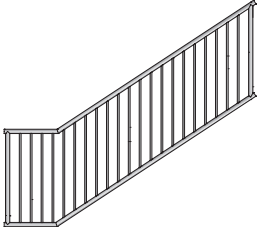
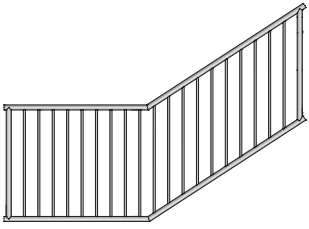

		↑ m	↔ m	↗ m	kg/1		ART	€/1
	<b>EN STAIR CONSOLE</b> DE TREPPENKONSOLE FÜR SYSTEMBELÄGE FR SUPPORT D'ESCALIER POUR PLANCHERS DE SYSTÈME ES CONSOLA DE ESCALERAS PARA PLATAFORMAS DE SISTEMA	0.300		0.480	5.000		E04SR0179	
	<b>EN STAIR CONSOLE LEAD-OFF ADAPTER FOR SUPER</b> DE TREPPENKONSOLE ANFANGSSTÜCK FÜR SYSTEMBELÄGE FR SUPPORT D'ESCALIER, ÉLÉMENT DE DÉPART POUR PLANCHERS DE SYSTÈME ES PIEZA INICIAL DE CONSOLA DE ESCALERAS PARA PLATAFORMAS DE SISTEMA	0.680		0.320	8.000		E04SR0180	
	<b>EN ALUMINIUM PLATFORM STAIRS (TUBE)</b> DE PODESTTREPPE FR ESCALIER À PALIER 0,64 M ES ZANCA DE ALUMINIO CON DESCANSILLO PARA TUBO	2.000	2.572		31.000		E04RS0571	TDSnr.: PDS0023
	<b>EN STEEL SITE STAIRWAY 2.00 M</b> DE STAHL-BAUTREPPE 2,00 M FR ESCALIER DE CHANTIER EN ACIER 2,00 M ES ESCALERA PARA OBRAS, DE ACERO 2,00 M	2.000	0.850		41.000		E04RS1004	
	<b>EN STRAIGHT GUARDRAIL WITH WEDGE HEAD</b> DE STAHL-BAUTREPPE 2,07 M FR ESCALIER DE CHANTIER EN ACIER 2,07 M ES ESCALERA PARA OBRAS, DE ACERO 2,07 M	2.070	0.900		43.000		E04RS0965	
	<b>EN PLATFORM STAIRCASE 0.64 M</b> DE PODESTTREPPE 0,64 M FR ES	2.570	0.640		23.000		E04RS0589	
	<b>EN ALUMINIUM STAIRCASE WITH PLATFORM 0.60 M</b> DE ALUTREPPE MIT PODEST 0.60 M FR ES	2.500	0.600		20.000	10	00979	




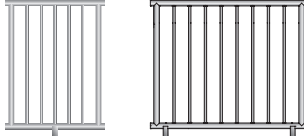
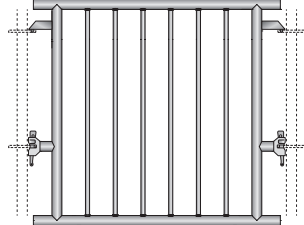





		↑ m	↔ m	↖ m	KG/1		ART	€/1
	<b>EN ALUMINIUM STAIRCASE WITH PLATFORM</b> DE ALUTREPPE MIT PODEST FR ES	2.500	0.800		37.000		00972	
	<b>EN HEAVY LOAD STAIRCASE STRINGER 3.00 X 1.50 M</b> DE SCHWERLAST-TREPPENWANGE 3,00 X 1,50 M FR ES				40.000		05214	
	<b>EN HEAVY LOAD STAIRCASE STRINGER 3.00 X 2.00 M</b> DE SCHWERLAST-TREPPENWANGE 3,00 X 2,00 M FR ES				43.000		00977	
	<b>EN UNIVERSAL STAIR STRINGER</b> DE UNIVERSAL-TREPPENWANGE FR ES				0.50 1.00 1.50 2.00		01931 01920 01932 01921	
	<b>EN STAIR CLIP</b> DE STUFENSICHERUNG FR ES						01929	
	<b>EN ALUMINIUM STAIR GUARDRAIL</b> DE TREPPEN-UMLAUFGELÄNDER AUS ALUMINIUM FR RAMPE D'ESCALIER EN ALUMINIUM ES BARANDILLA FINAL DE ALUMINIO	0.600			3.000		E04SR0162	
	<b>EN DOUBLE HAND RAIL FOR ALUMINIUM STAIRCASE WITH PLATFORM 0.65</b> DE DOPPELHANDLAUF FÜR ALU-TREPPE MIT PODEST 0,65 M FR RAMPE DOUBLE ES BARANDILLA EXTERIOR	3.450			16.000	25	E04SR0042	
	<b>EN INNER HANDRAIL FOR ALUMINIUM STAIRCASE WITH PLATFORM 0.65 M.</b> DE INNENHANDLAUF FÜR ALU-TREPPE MIT PODEST 0,65 M. FR MAIN COURANTE INTÉRIEURE POUR ESCALIER EN ALUMINIUM AVEC PLATE-FORME 0,65 M ES PASAMANOS INTERIOR PARA ESCALERA DE ALUMINIO CON DESCANSILLO 0,65 M	2.150			12.400	25	E04SR0122	

# RINGSCAFF






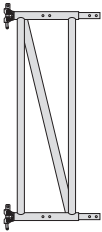


		↑ m	↔ m	↖ m	kg/1 	ART	€/1
	<b>EN ALUMINIUM HANDRAIL</b> DE ALU-HANDLAUF FR ES	2.4500			7.800	00974	
	<b>EN STAIRCASE HANDRAIL 3.00 X 1.50 M</b> DE TREPPENGELÄNDER 3,00 X 1,50 M FR ES					05215	
	<b>EN STAIRCASE HANDRAIL 3.00 X 2.00 M</b> DE TREPPENGELÄNDER 3,00 X 2,00 M FR ES				29.000	00978	
	<b>EN ALUMINIUM INNER HANDRAIL</b> DE ALU-INNENHANDLAUF FR ES	2.000			5.000	00973	
	<b>EN OUTER STAIRCASE HANDRAIL</b> DE TREPPEN-AUBENGELÄNDER FR ES	2.570			13.800	E04RS0572	<b>TDSnr.: PDS0027</b>
	<b>EN OUTER GUARDRAIL</b> DE TREPPEN-AUBENGELÄNDER FR GARDE-CORPS EXTÉRIEUR DE GARDE-CORPS ES PASAMANOS EXTERIOR DE ESCALERA	2.000	2.572		13.800	E04RS0572	<b>TDSnr.: PDS0027</b>
<b>Treppen-Innengeländer mit Verlängerung</b>							
	<b>EN INNER GUARDRAIL EXTENDED</b> DE TREPPEN INNENGELÄNDER MIT VERLÄNGERUNG FR GARDE-CORPS INTERIEUR EXT. ES PASAMANOS INTERIOR EXTENDIDO	2.000	2.572		13.700	E04RS0593	

		↑ m	↔ m	↖ m	KG/1		ART	€/1
	<b>EN</b> INNER GUARDRAIL FOR ALU STAIR <b>DE</b> INNENGELÄNDER FÜR ALU-TREPPE <b>FR</b> GARDE-CORPS INTÉRIEUR <b>ES</b> PASAMANOS INTERIOR	2.000	2.572		10.600		E04RS0573	
								<b>TDSnr.: PDS0026</b>
	<b>EN</b> GUARDRAIL <b>DE</b> TREPPENGELÄNDER <b>FR</b> <b>ES</b>	3.000 3.000		1.500 2.000			05216 05217	
	<b>EN</b> STRAIGHT GUARDRAIL WITH WEDGE HEAD <b>DE</b> GELÄNDER, GERADE, MIT KEILKOPF <b>FR</b> GARDE-CORPS, DROIT, AVEC TÊTE À CLAVETTE <b>ES</b> BARANDILLA, RECTA, CON CABEZA	1.090 0.730 1.400 1.570 2.070		1.100 1.100 1.100 1.100 1.100	18.000 13.300 22.400 24.300 31.500		E04RS0954 E04RS0985 E04RS0986 E04RS0987 E04RS0989	
	<b>EN</b> HANDTAIL ANGLED <b>DE</b> GELÄNDER, SCHRÄG <b>FR</b> <b>ES</b>	3.000		2.000			01925	
	<b>EN</b> HANDTAIL ANGLED <b>DE</b> GELÄNDER, SCHRÄG <b>FR</b> <b>ES</b>	3.000		1.500			01933	
	<b>EN</b> HANDTAIL ANGLED <b>DE</b> GELÄNDER, SCHRÄG <b>FR</b> <b>ES</b>	3.000		1.000			01922	
	<b>EN</b> HANDTAIL ANGLED <b>DE</b> GELÄNDER, SCHRÄG <b>FR</b> <b>ES</b>	1.500		1.000			01934	




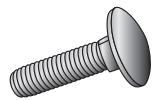





# RINGSCAFF


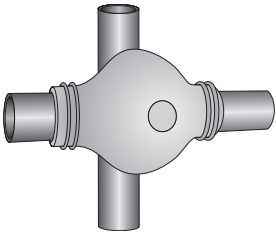

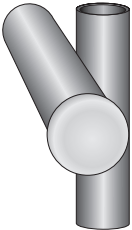
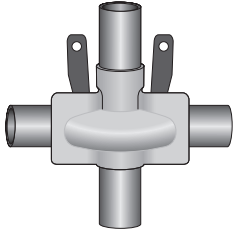
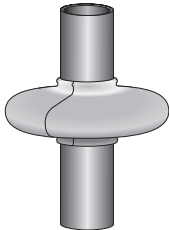
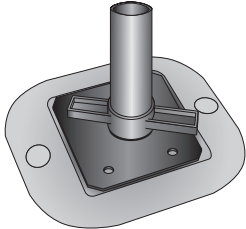
		↑ m	↔ m	↗ m	kg/1		ART	€/1
	<b>EN HORIZONTAL HANDTAIL</b>	1.000		1.100			01923	
	DE GELÄNDER, GERADE FR ES	1.500		1.100			01924	
<b>Straight guardrail with wedge head</b>								
	<b>EN STRAIGHT GUARDRAIL WITH WEDGE HEAD</b>	0.730		1.100	13.300		E04RS0985	
	DE GELÄNDER, GERADE, MIT KEILKOPF	1.090		1.100	18.000		E04RS0954	
	FR	1.400		1.100	22.400		E04RS0986	
	ES	1.570		1.100	24.300		E04RS0987	
		2.070		1.100	31.500		E04RS0989	
		2.570		1.100	37.800		E04RS0990	
	<b>EN STAGE LADDER FOR 1 LEVEL</b>	2.160	0.400		9.400	25	E04SR0098	
	DE ETAGENLEITER FÜR 1 ETAGE							
	FR ECHELLE D'ACCÈS AUX ÉTAGES (POUR 1 ÉTAGE)							
	ES ESCALERILLA DE PISOS (PARA 1 PISO)							
	<b>EN LADDER</b>	2.000	0.380		16.300	10	E04RS0454	
	DE LEITER	3.000	0.380		23.600	10	E04RS0455	
	FR ECHELLE	4.000	0.380		30.400	10	E04RS0456	
	ES ESCALERILLA DE TUBOS DE ACERO CON EMPALME DE TUBO	1.000	0.380		9.400	30	E04RS0500	
								<b>TDSnr.: PDS0031</b>
	<b>EN GUARDRAIL POST</b>	1.700			8.700		E04RS0501	
	DE GELÄNDERSTIEL							<b>TDSnr.: PDS0042</b>
	FR MONTANT DE GARDE-CORPS							
	ES POSTE DE BARANDILLA							
	<b>EN STAIR GUARDRAIL</b>				0.750		E04RS0592	
	DE TREPPENGELÄNDER-HALTER							<b>TDSnr.: PDS0027</b>
	FR PORTE-CARDE-CORPS D'ESCALIER							
ES SOPORTE DE PASAMANOS DE ESCALERA								
	<b>EN SAFETY GATE NO.4</b>				10.200		E04RS0533	
	DE DOPPEL-SICHERHEITSTOR NR. 4							<b>TDSnr.: PDS0024</b>
	FR DOUBLE PORTE DE SÉCURITÉ AVEC PLINTHE							
	ES PUERTA DE SEGURIDAD DOBLE CON RODAPIÉ							



		↑ m	↔ m	↖ m	KG/1		ART	€/1
	EN	<b>LATTICE GIRDER ALUMINIUM 450</b>	3.200	0.450			E04AA0053	
	DE	ALU-GITTERTRÄGER 450	4.200	0.450			E04AA0054	
	FR	POUTRE TREILLIS EN ALUMINIUM 450	5.200	0.450			E04AA0055	
	ES	CELOSÍA ALUMINIO 450	6.200	0.450			E04AA0056	
			8.200	0.450			E04AA0058	
								<b>TDSnr.: PDS0017</b>
	EN	<b>LATTICE GIRDER 450</b>	3.200	0.450			E04AA0097	
	DE	STAHL-GITTERTRÄGER 450	4.200	0.450			E04AA0098	
	FR	POUTRE TREILLIS EN ACIER 450	5.200	0.450			E04AA0099	
	ES	CELOSÍA 450	6.200	0.450			E04AA0100	
	EN	<b>LATTICE GIRDER + SPIGOT 450</b>	4.140	0.450			E04RS0240	
	DE	STAHL-GITTERTRÄGER MIT ROHRVERBINDER 450	5.140	0.450		43.300	E04RS0241	
	FR	POUTRE EN TREILLIS RINGSCAFF 450	6.140	0.450		52.600	E04RS0242	
	ES	VIGA DE CELOSÍA RINGSCAFF 450				62.800		
	EN	<b>LATTICE GIRDER ALUMINIUM 1000</b>	3.200		1.050	16.700	10	07115
	DE	ALU-GITTERTRÄGER 1000	4.200		1.050	21.900	10	07116
	FR	POUTRE TREILLIS EN ALUMINIUM 1000	5.200		1.050	25.900	10	07117
	ES	CELOSÍA ALUMINIO 1000	6.200		1.050	30.800	10	07118
	EN	<b>ADAPTER FOR LATTICE GRIDERS</b>			1.000	12.100		07117
	DE	ADAPTER FÜR GITTERTRÄGER						
	FR							
	ES							
	EN	<b>ANCHOR TUBE BENDED</b>	0.400					E04AA0025
	DE	STAHLROHRABSTEIFER	0.600					E04AA0026
	FR	BARRE D'AMARRAGE ACIER	0.800					E04AA0027
	ES	TUBO DE ANCLAJE CURVADO						
	EN	<b>DROP PIN</b>	0.060			0.100	100	00396
	DE	FALLSTECKER						

# RINGSCAFF

		↑ m	↔ m	↖ m	kg/1		ART	€/1
	<b>EN HEXAGON STEEL SCREW M 12 X 60 MM, 8.8 INCLUDING NUT FOR STAIR CLIP.</b> <b>DE SECHSKANT-STAHLSCHRAUBE M12 X 60 MM, 8.8</b>	0.060				100	00812	
	<b>EN HEXAGON STEEL SCREW M 12 X 100 MM</b> <b>DE SECHSKANT-STAHLSCHRAUBE M12 X 100 MM</b>						08139	
	<b>EN ROUND HEAD SCREW</b> <b>DE FLACHRUNDSCHRAUBE</b>		0.006	0.025			08138	
	<b>EN SCAFFOLD RACK</b> <b>DE STAPELPALETTE</b> <b>FR PALETTE DE STOCKAGE</b> <b>ES CESTA ABIERTA</b>	1.240	0.850		46.000	1	E08SR0012	
	<b>EN DURALOK STACKING RACK, DISMOUNTABLE</b> <b>DE STAPELGESTELL DURALOK, ZERLEGBAR</b> <b>FR</b> <b>ES</b>	1.250	0.850		45.600		E08SR0032	
	<b>EN CENTRE FRAME</b> <b>DE MITTELEINSTECKRAHMEN</b> <b>FR</b> <b>ES</b>		0.850				E08SR0034	
	<b>EN SCAFFOLD CRATE</b> <b>DE GITTERBOX</b> <b>FR PALETTE DE CAISSON EN GRILLE</b> <b>ES CESTA CERRADA</b>	1.240	0.850		89.700	1	E08SR0028	
	<b>EN DURALOK WIRE MESH BOX, COMPLETE</b> <b>DE GITTERBOX DURALOK KOMPLETT</b> <b>FR</b> <b>ES</b>	1.240	0.850		105.500		E08SR0033	

		↑ m	↔ m	↙ m	KG/1		ART	€/1
	<p><b>EN PROTECTIVE CAP FOR COUPLING CONNECTIONS</b></p> <p><b>DE SCHUTZKAPPE FÜR KUPPLUNGSVERBINDUNGEN</b></p>						05629	
	<p><b>EN PROTECTIVE TUBE END CAP</b></p> <p><b>DE SCHUTZKAPPE FÜR ROHRENDEN</b></p>						05635	
	<p><b>EN PROTECTIVE TUBE END CAO WITHOUT REFLECTOR</b></p> <p><b>DE SCHUTZKAPPE FÜR ROHRENDEN OHNE REFLEKTOR</b></p>						05634	
	<p><b>EN PROTECTIVE CAP FOR STANDARD FLANGE</b></p> <p><b>DE SCHUTZKAPPE FÜR STÄNDERTELLER</b></p>						05631	
	<p><b>EN PROTECTIVE CAP SET FOR STANDARD FLANGE COMPLETE</b></p> <p><b>DE SCHUTZKAPPE FÜR STÄNDERTELLER KOMPLETT</b></p>						05630	
	<p><b>EN SUPPORT PAD FOR THREADED BASE PLATE</b></p> <p><b>DE UNTERLAGE FÜR GEWINDEFUßPLATTE</b></p>						05632	

**Scafom-rux International**

De Kempen 5  
6021 PZ Budel  
Netherlands  
P +31 495 497204  
F +31 495 430676  
info@scafom-rux.com

Scafom-rux has a significant business presence in the following countries:

Belgium, Canada, Chile, China, Czech Republic, Germany, France, Great Britain, Hong Kong, Netherlands, Peru, Poland, Portugal, Romania, Spain, Turkey and the USA.



[www.scafom-rux.com](http://www.scafom-rux.com)

Product Assortment Modular Scaffold **RINGSKAFF** Subject to change without notice. Errors and omissions excepted.

 **scafom-rux**



